



PERMAJET THE INKJET PAPER SPECIALISTS - PROUD SPONSORS OF THE PAGB e-news

# e-news

from the Photographic Alliance of Great Britain

Issue 260 01 July 2020

## LOCKDOWN SPECIAL

Featuring projects and photographs from lockdown



As Lockdown stumbles hesitantly to its ultimate end, it's an opportunity to look back on what some of us were doing with all that time and nowhere to go. Dedicated to all the essential workers who didn't have that opportunity and continued to work, often in difficult circumstances, so that we could be supplied, looked after and cared for.

*See inside for pictures by Kuli Virdee, Rab Kerr, Margaret Salisbury, Ian Boulton and more.*

Hon Editor: Rod Wheelans MPAGB MFIAP FRPS FIPF HonPAGB HonSPF. [rod@creative-camera.co.uk](mailto:rod@creative-camera.co.uk)

Opinions expressed in e-news are not necessarily the opinions of The Photographic Alliance of Great Britain and neither the Editor nor the PAGB accepts any liability for any content. Any mention of products or services in e-news does not constitute an endorsement or approval of those items



## LOCKDOWN FEVER - SHADOWS ON MY SHED BY RAB KERR, KIRKCALDY PS

This didn't start as a project, the first image, the first image was taken mid-April when I saw the shadow my ladder was casting on the padlock and hasp and thought that it might make an OK image so it was a quick scurry inside for my CANON 7DMk11 and tripod, fingers crossed ( *shadows move surprisingly quick*), caught what I had envisioned and off with an image I was quite happy with, I spent the next four weeks doing whatever in the garden before I took any notice of what was happening on the shed, it wasn't a eureka moment or a look what I've found but two images ( *with a chair and an olive tree, more of a stick with leaves but my wife says it's a tree and it belongs to her so that's good enough for me* ) on 14th May and another two ( *from a young apple tree, a ladder bracket* ) on the 15th, running out of options it wasn't until the 29th that after an early rise at the end of the month that the ever present gave up its last gift and gave me a set of six, as I said this did not start out as a project of any description but evolved into a fun exercise although the subject matter dried up quite quickly what happens in the sky from my back garden is another thread to follow. Enjoy your photography wherever you find it but let me out and put me on a hill !




<< **CLICK HERE** if you missed e-news 259 extra with all the UK results for 2019, plus at least one photo by everyone who attained a FIAP distinction from AFIAP to EFIAP Diamond 3.

<http://www.pagbnews.co.uk/sites/default/files/newsletters/en260extra%20APM%2001%20Jul.pdf>

>>>

... and this show of the 2019 FIAP Distinctions Portfolios can be hired from the PAGB Recorded Lecture Service at-

<http://www.thepagb.org.uk/services/recorded-lectures/>





I am a Radiographer; we use ionising radiation to diagnose pathology. When this pandemic started I was determined, as a photographer, to capture my staff during this event with the aim of producing an AV show for them to keep. This was appreciated by all. It's not easy taking images in hospitals, not just the lack of light, but I had a strict set of rules to follow. Firstly all my colleagues had to give their permission, no patients were to be included, restrict my images to my team, only take images when not working and lastly not to get my equipment or myself infected. I used an Olympus OMDE10 mk1 and a 12-40 f2.8 lens at 800 ISO.

Workwise we always were mainly utilised performing chest x-rays in a separate Respiratory ED, ITU's or wards using a Fuji digital wireless mobile machine. This was done wearing varying levels of PPE. CT scans were performed on patients who deteriorated or were suspected of having pulmonary embolus. My big memory apart from the calm professionalism, and the sadness at the losses was the fact that all patients saw of us, and us of each other were our eyes often behind a visor, you got to recognise so many sets of eyes.





More photos by Kyle >>





## ISOLATION BT SHARON SAWYER CPAGB

I 'borrowed' a set of snooker balls whilst visiting my parents last summer. They're about 85 years old (the snooker balls, not my parents) and belonged to my grandfather. I've been meaning to photograph the balls for some time, but never quite got around to it. I was finally inspired by our club's informal Flickr competition subject of 'Isolation'. I wanted to photograph some of the balls at a respectable distance and also crowded together. So I dusted them off and found a piece of green felt. I placed them in various positions and liked most of them. I now had a series of images and wondered what to do next. Given that the images were all square I decided a quadtych would show them off best. My next project is to 'borrow' the snooker table itself, but that will have to remain behind my parents' sofa until we are allowed to visit them again.



## ROBIN IN THE WILDFLOWER GARDEN BY WENDY STOWELL CPAGB



I couldn't begin to call myself a nature photographer but decided during lockdown it was the ideal time to hone my skills photographing the birds in my garden.

I purchased a bird hide and a comfy foldup chair on line, read up on best practice camera settings and after setting up a plant pot with a twig and some bird food to tempt I sat in the hide and waited. Not as easy as it looks with the small garden birds, by the time I took the shot they had been and gone but eventually I had some success capturing the robin and butterfly.

The wildflower seeds I had planted were beginning to flower and I used a press to dry a selection and photographed them on a light box to arrange and use as a base in the composite.

The tree background was an image I already had and the texture used to blend the elements together is a bluebell image adjusted in Photoshop to create a border.



## LOCKDOWN WITH THE STARLINGS BY JULIA WAINWRIGHT MPAGB ARPS

Several things have attracted starlings into our garden. A large, berry-covered mahonia shrub, well-stocked bird feeders and a bird bath kept topped up with water – particularly important during the recent warm, dry spell. The concept of social distancing does not seem to have caught on in the starling world and at times our garden has seen 30-40 birds who think they're at a holiday resort, eating, bathing, sunbathing on the lawn and squabbling.



The pandemic has resulted in several of my wildlife photography trips being cancelled so, photographically, this seemed like too good an opportunity to miss. Deciding how to make the best of the available light and backdrop in our smallish, suburban, west-facing garden, which is bordered by glossy leaved shrubs (specular highlights) and several tall trees (dappled shade), was a quite a challenge.

My main aim was to capture the birds' numerous squabbles and interactions, so I erected my portable hide. Over the course of a few days the hide had to be moved several times before the most suitable location was identified. I also positioned a remotely triggered camera for wide-angle close-up shots. The bird feeder was then relocated to a more photogenic location, away from its normal position which is next to an unsuitable backdrop of bamboos and a wooden fence. Whilst the location worked better the feeder was not working photographically. When they are squabbling, starlings tend to lift-off vertically into the air, so a lower feeding station with clear airspace above proved to be much more successful. Several iterations of setup later and I was beginning to get the shots I wanted although, even now, I am still changing and improving things. The birds have adapted quickly to the varied setups, in fact they seem to relish each new challenge, wondering where and how the feeder will be setup today. As I write this, the starlings are still visiting regularly so the project continues.





## THE BLUE TIT CHICKS LEAVING THE NEST BY MARGARET SALISBURY FRPS MFIAP FIFP

Yesterday the babies left their nest in my box. My pictures show the parent trying to entice the baby to leave the nest, then it looked out and, after checking, launched, and landed on a leaf of a plant to survey the world.



Whilst using a net to remove surface weed off a garden pond, I heard a splash and saw a Blue Tit Chick which had just left the nest and had fallen in. It was desperately trying to use its wings to swim but, as that pond has steep slippery sides, it had no chance of getting out. I scooped it out with the net, lifted it to standing position and put it on the grass to recover. Poor little thing was very wet and shivering so I stayed with it until it had dried out a little. Then I placed it on a flat top of a wooden statue in the Laburnum tree where I knew the others were being fed by their parents. I watched from a distance until parent bird came and encouraged the chick into the thicker part of the tree where it waited to be fed. Isn't nature wonderful amazing that such a tiny bird can survive, with a little help, even though it was near to death?



## MY LOCKDOWN ALTERNATIVE TO STREET PHOTOGRAPHY BY IAN BOULTON

My main interest is street photography. I live in a semi-rural area and my means of getting into the city is public transport, which for me is a no-no, so lockdown has put paid to my street ramble, for the time being. My 16mm has been replaced with 50-230mm and extension tubes. It has been a steep learning curve attempting, this new genre, but fun





## THE SHEFFIELD PS LOCKDOWN PHOTOGRAPHY CHALLENGE

Throughout lockdown Sheffield Photographic Society has been holding a variety of events including regular Zoom meetings and ad hoc challenges. One ongoing event has been the SPS Olympic Torch Relay Challenge. The idea behind this is that a new theme is set each week - the winner of that week gets to choose the theme for the following week and pick the winner of that who does the same for the next week and so on - passing the "torch" on. President Gareth Morgan kicked the relay off with the theme of "Gold, Silver and Bronze" - and the it has kept going for 8 weeks now - with a different winner every week. Other themes have included - Lockdown Food, Fantasy Flowers, Colour Crazy and Best of Friends - members are currently working on "The Lockdown Blues". <http://www.sheffield-photographer.org.uk>



**e-news** IS SPONSORED BY **PermaJet**

Remember - Click on most of the photographs to browse them on the e-news website





# RECORDING THE MORECAMBE BAY FOODBANK DURING LOCKDOWN

Graham Dean CPAGB BPE2\* AFAIP

Out of the blue I received a phone call asking if I could create a time-lapse video showing how the local foodbank were working with Lancaster City Council to meet a tenfold increase in demand during the corona virus lockdown. At the same time, users couldn't collect food parcels in person – everything had to be delivered. Their operation moved from a small church hall to the council owned sports hall.

I didn't commit myself – it was 5 years since I'd last created anything with time-lapse, shooting visitors posing next to the Eric Morecambe statue on Morecambe prom for an exhibition to celebrate what would have been Eric's 90<sup>th</sup> birthday!

On my first visit to Salt Ayre Sport Hall I shot around 1000 still images. I fired the shutter manually with a remote control, then put a video together using Microsoft Movie Maker. The Foodbank organisers were delighted, so I made four more visits to capture other aspects of the operation.

Morecambe Bay Foodbank is part of the Trussell Trust network of foodbanks:

<https://morecambebay.foodbank.org.uk/>

First video posted to Facebook:

<https://www.facebook.com/MorecambeFoodbank/videos/1734557253379243/>

Final video on YouTube


<https://youtu.be/muB2sWBPIQ>





## COVID AS AN OPPORTUNITY BY KULI VIRDEE DPAGB BPE4\*, LYTHAM ST ANNES PS

I'm a dentist and Covid has meant a complete closure of all dentistry. In fact dentists are rated as number one at risk from this virus by occupational hazard. This has meant that I've been at home with my 5 year old twins whilst my wife has gone to work as a Key Worker. It's been a strange combination of enforced holidaying and frustrating schooling. I live on the Fylde Coast in Lytham and thankfully, we can walk out the door and onto the front here in minutes. When I work, there's no chance for photography, and the weekends are similarly family time. Covid has provided this opportunity of time I never get. So, I've been taking images along the beach and also trying projects at home, which I ordinarily can't find time for. One or two images are made from older captures but the selfies are all from the Lockdown. Those from Lytham front are also recent.



1. Bacon and Egg

2. Here Fishy, Fishy

3. Brain Food



4. Bringing Home the Catch

This was just a few days ago as he dragged his boat onto shore with his catch in that bin.

5. Here Boy!

Lots of dog walkers During lockdown.



6. Off Shore Rig

I've processed it to feel like it's oil and not water

7. High Speed Pursuit



8. Jogging

9. Isolation

This is the image that identifies with Lockdown and Covid for me. The feeling of Isolation here, with his head down and contemplative posture caught my eye.





“Wings of Imagination by Kuli Virdee”. This features one of my twins. It has meaning for me, for my hopes for their future. My greatest joy has been the time shared with my children during Lockdown. When else would I have made this time? Highly unlikely as I’m very busy at work. I will miss this the most when life normalises. I had this image in my head probably because I’ve seen a similar painting or card. I had her pose with her hands up during one of our beach walks and then used my phone to take pictures of the book etc. Children have their dreams and they feel invincible, that they can fly! Somehow, we grow older and forget but I’d rather my kids keep their dreams alive for as long as they can

<p>Adam Tatton Reid</p>	<p>Daniel Sands</p>	<p><b>#BeatTheBoredom</b>  <a href="https://www.vanguardworld.co.uk/blogs/co-uk/beattheboredom">https://www.vanguardworld.co.uk/blogs/co-uk/beattheboredom</a> <b>VANGUARD</b>          #MakeUpYourOwnMind</p> <p>Linda Marshall</p>	
<p>Matt Savage</p>	<p>Rachel Farrow</p>	<p>Steve Field</p>	<p>Tom Thorpe</p>

Many of you entered this weekly competition which was advertised in **e-news** and here are some of the winners which you can read about at <https://www.vanguardworld.co.uk/blogs/co-uk/beattheboredom>



# JACKDAWS BY RICHARD TOWELL DPAGB BPE3\*



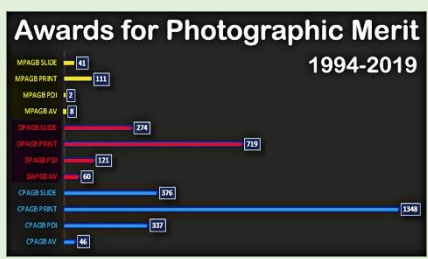
I mainly photograph birds but, during lockdown, I haven't been able to get to any of my usual places. So I was pleased to see a pair of jackdaws nesting in my chimney - I would probably be less pleased at any other time! I set up a hide in the garden and spent many hours getting these images. The two birds on the aerial might be interlopers waiting to see if they can steal the nest?



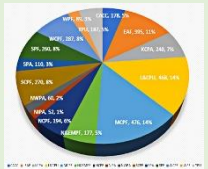
"Photographing black birds against a strong light was a bit of an unusual challenge as light like this is not exactly frequent in Bolton".



"Hung Out to Dry" by Ray Brammall



<<< [CLICK HERE](#) for **e-news 260 extra** with more facts and figures than anyone could possibly want concerning the Awards for Photographic Merit 1994 – 2019.





# DUMFRIES CAMERA CLUB LOCKDOWN PICTURES

The club ran a Lockdown in Mono gallery which reached 100 pictures at <https://www.dumfriescameraclub.co.uk/gallery/lockdown-mono>





# ZUZU VALLA - ILLUMINATING HIDDEN HEROES DURING LOCKDOWN

Zuzana Valla has documented some of the key workers that we never see during lockdown: the people involved in food production, helping to feed the nation. View the project on her website at <https://www.zuzuvalla.com/home>. Thinking that this project would be of interest for PAGB e-news readers, Anthony Baines FRSB ARPS AFIAP interviewed Zuzana.

Valla In and out of hairnet and overalls



## **Tell us about yourself?**

I am Slovakian but have lived in the UK for several years. I divide my time between working as an Improvement Technologist at Premier Foods in Ashford, Kent, and photography. My main photo interests are portraiture and fashion and I have been member of Ashford PS (KCPA) for about three years.

## **How did you come up with the idea for this project?**

Portrait sessions during the lockdown were hard to organise. I had the idea of photographing my colleagues at Premier Foods, with a friend, to document their work feeding the nation. There were obvious problems, I might not get permission to take my camera into the factory and potentially interrupt its operation.

HR and management were very enthusiastic and thought of ways to maintain regulations, health and safety, and social distancing. They helped me to get permission to undertake the project. My

camera was inspected before and after I took it into the factory to ensure it met safety standards. I even had to leave my lens cap behind as it is essential no foreign objects get dropped in the factory area.

## **Why are the people in this project classified as key workers?**

Food production is an essential activity. The factory is a windowless environment, hiding the workers from view. I wanted to shine light on these hidden heroes.

## **Do the pictures reflect the feeling among essential workers during a pandemic?**

The lockdown has brought people together, and they feel stronger. People are happy to do "key work". Even when keeping their distance, they keep smiling.

## **How did you approach your subjects?**

I messaged people I knew, to ask if they would be willing to take part, and everyone was enthusiastic. They loved the pictures. Before posting anywhere, I made sure to get permission.



## **How did you set up the portraits?**

Individual portraits were taken by window light, either at one of the entrances or in the washroom. Window light is soft, and I could use it for Rembrandt lighting. In the factory I used the light that was available. The ISO was very high due to lack of light.



**What camera/lens did you use?**

I use a Canon 5D Mark III, with a 50 mm f/1.4 lens. The portraits by window light the exposure was around 1/60, f/4.5, ISO 100. The pictures within the factory were around 1/100, f/5.6, ISO 2000.

**Are you planning to exhibit this project?**

Premier Goods will exhibit some in the main entrance and send them to the national Food and Drink Federation for their hidden heroes' campaign.



**Will you follow up this project?**

Another company approached me to do a similar project. I have already approached other possible subjects so you should see more portraits of overlooked heroes.

Zuzu Valla <https://www.zuzuvalla.com/> <https://www.instagram.com/zuzu.valla/> Anthony Baines FRSB ARPS AFIAP <https://www.anthonybaines.co.uk/>




<< This picture by Zuzu Valla, of a fruit farm worker, was used as the Covid-19 cover by Vogue Italia and she has received considerable publicity locally in the press



<< Evening Clap for Carers by Zuzu Valla

**This is Kylie Martin**, a member of Great Barr Photographic Society. She judged the Cywm Monochrome's Mini Only Mono via Zoom - 96 images with 24 clubs competing - and the organisers and President of the Welsh Photographic Federation said that she was the youngest judge they'd ever come across and that they thought this would be the case UK wide.

Kylie looks young indeed but I'm not sure she is the youngest. Is there someone out there, in their 20s perhaps, who wants to claim the title?





# TOP TEN from TEN by TEN

presented by **Ross McKelvey** MPAGB MFIAP FIPF EFIAP/p FBPE

I have been running a 'zoom meeting' on Monday evenings, called "Ten from Ten" – primarily as a means of getting us through the lockdown, but also as a bit of fun and inter-action between photographers who might only 'know' each other through social media.

The idea was for ten photographers to present ten of their own images (entirely of their own choosing) and tell the rest of us a little about the background or the idea behind the picture, and/or what it has achieved in competition. I have been very pleasantly surprised with the willingness of everyone to get involved, and after 5 weeks, I will probably change the format or come up with something new. I have managed to get photographers not just from UK & Ireland involved, but from places such as Aalborg in Denmark, Luxembourg, Bulgaria and Gibraltar. Some are well known names, others not so – but they were all chosen to bring their own 'brand and style' of photography to the table. We have seen brilliant street photography; sport; art nude, landscapes; travel; portraits; digital art and photoshop composites; architecture; nature and wildlife etc – it really has encompassed all the genres!

The interest from people who have been able to view the presentations (which have been recorded and can be found on You Tube) has been remarkable - [https://www.youtube.com/channel/UCPt9fm1RtwgdzvaJBrHUCwA?view\\_as=subscriber](https://www.youtube.com/channel/UCPt9fm1RtwgdzvaJBrHUCwA?view_as=subscriber)

The series of 5 'Ten from Ten' finished on Monday 1<sup>st</sup> June – and culminated in a 'Best of the Best' on Monday 8<sup>th</sup> June - which is nothing more than my personal judgment, and a bit of fun, but is ultimately designed to let people know how a judge's mind works when deciding which images to award. I first chose the Top 25 on this page and then, with great difficulty, a Top Ten, shown on the following pages.



● Amethyst Deceiver - Bill Power.jpg



● AUTUMN CROWN - Paul Reidy.jpg



● Benagil Beauty- Tim Pile.jpg



● Bent by Work - Rod Wheelans.jpg



● Butterfly Rescue - Gerald Gribbon.jpg



● CATFISH - Lynne Morris.jpg



● Colleen - Angela Cuning.jpg



● Diving Gannets - David Keep.jpg



● Flamingo Stroll - Laurie Campbell.jpg



● Freyja, First of the Valkyrie - A...reaves.jpg



● Green Parrot Snake in Rain For...n Walker.jpg



● Henry - Phil Barber.jpg



● Horse Play - Lynda Haney.jpg



● How Soft the Heart - John McNairn.jpg



● IBBS - Gabriel O'Shaughnessy.jpg



● India Tundla Train Station - St...ermida.jpg



● Keep off my beach - Bill Hall.jpg



● Life In Plastic - John Bermingham.jpg



● Orangutan with Butterfly -...ilkinson.jpg



● Remembrance-Sunday - Paul Keene.jpg



● Stairway from heaven - Bj...ldgaard.jpg



● Terry Donnelly - Lewis Hamilton F1.jpg



● The Walk - Joe Doyle.jpg



● Wet Jumper - Bob Given.jpg



● Who's Next - Brendan Tumilty.jpg

Thank you to everyone who participated, and everyone who viewed (live, or afterwards via You Tube) – I hope it has helped people during what has been a very difficult period for all of us.

Top 10 follows >>



1. **Benagil Beauty by Tim Pile of Smethwick PS** – a typical Tim image of a great landscape background with a nude model. There is a great diagonal aspect to the picture, a grand pose to match the ground surroundings, and complementary colours of blue and orange – how could you go wrong!
2. **Colleen by Angela Cunning of Ballymoney CC, N.Ireland.** A beautiful 'celtic-styled' portrait of a female harpist in traditional costume on location.
3. **Diving Gannets by David Keep of Rolls Royce** – an image so unique and so powerful that it needs no critique from me!
4. **Henry by Phil Barber of Wigan10.** Sadly, Henry passed over the rainbow bridge this very week, but Phil has many images of this beautiful Newfoundland dog to remind him of his trusty companion and 'model.' However I venture to suggest, not many that are better than this!
5. **Green Parrot Snake in Rain Forest by Alan Walker of Keswick PS** – what a capture of this unusual creature in complementary surroundings, with pouring rain and with its tongue wagging. An incredible nature image.
6. **Horse Play by Lynda Haney of Warrington PS** – great use of textures to create an action shot of these two beautiful horses interacting on open ground with complementary colours.
7. **Autumn Crown by Paul Reidy of Blarney CC, Cork, Ireland.** A stunning female portrait with beautiful styling in autumnal colours and head crown.
8. **India Trundla Train Station by Stephen Hermida of Gibraltar PS** – an intense travel portrait of an Indian man on a train – made by the great eye contact and intense expression of the subject, with skilful composition using leading lines/diagonal.
9. **Keep off my beach by Bill Hall of Rolls Royce** – expert camera skills were required to capture these two dogs running on the beach at full pelt. The composition fills the frame with no distractions and minimal colours, making for a striking picture from the perfect viewpoint.
10. **Remembrance Sunday by Paul Keene of Smethwick PS** – a fantastic 'street' capture, with a triangular aspect to the composition – and an almost comical character as the main subject – with his trousers that are too long and his shirt hanging out, yet displaying a row of military medals! One can't help but wonder whether the medals are his!



Week 1 – Joan Blease; Andrea Hargreaves; Laurie Campbell; Bill Power; Stephen Hermida; Joe Doyle; Sue Sibley; Tim Pile; Bob Given; Ross McKelvey.

Week 2 – Les Forrester; Paul Reidy; Pamela Wilson; Terry Donnelly; Jeanue Gillespie; Bjarne Hyldgaard; Angela Cunning; Phil Barber; Clodagh Tumilty; Brendan Tumilty.

Week 3 – Robert Millin; Sharon Prenton Jones; Hugh Wilkinson; Yuliy Vasilev; John McNair; Anne Given; Michelle La Grue; Romain Nero; Lynne Morris; John Bermingham.

Week 4 – Lynda Haney; David Keep; Paul Stanley; Rod Wheelans; Paul Keene; Colin Ross; Bill Hall; Brian McClure; Joe Houghton; Carol McNiven Young.





6



TEN x TEN



8



9



10



# GUILDFORD PS WILDLIFE AND NATURE SPECIAL INTEREST GROUP

Dawn Bluebells; Red Kites; Orchids; Dragonflies; Deer Rut; Hawks; Autumn Colour -- some of the shoots organised by Guildford Photographic Society Wildlife and Nature Special Interest Group (W&NSIG) in 2019, following a re-launch of the group.

The W&NSIG is one of four special interest groups run by club members, alongside the main club programme. Currently the W&NSIG has 25 members, just over 25% of total club membership. In addition to our shoots, we run quarterly face to face review sessions and occasional visits to exhibitions on nature topics, such as Wildlife Photographer of the Year. A subset of the group selected the club's Nature entries to the 2020 PAGB Great British Cup (PDI) coming thirty eighth in a field of eighty six, and Great British Trophy (Print), coming sixth equal in a field of thirteen.

Our full programme of planned shoots and other activities for 2020 was thrown into disarray when Lockdown was announced on 23 March. To maintain contact amongst our group, we launched fortnightly Lockdown Challenges. Each group member is asked to submit two nature images, shot in the two weeks preceding each Challenge virtual meeting, while respecting the Lockdown rules. For each Challenge we anonymise the images and send them out to members on the day of the virtual meeting, which we conduct using Zoom. At the virtual meeting, we first go through the images, with each participant giving a score of one to five, in much the same way as rapid-fire judging at major competitions.

We have a rota of three lead reviewers, for each meeting, so that reviewers can enter their own images and have others review them. Each reviewer takes one third of the images, commenting on an image and then opening the discussion to the group. We have had around 30 images for each of the sessions we have run, with very positive feedback from participants, who all say they have learned a lot both from critique of their own images and hearing discussion on other images. The number of images submitted has increased meeting by meeting, so we must be doing something right!

We are now adding virtual workshops and presentations to our repertoire. We have just had an excellent presentation-cum-workshop, one-hour session from Guys Edwardes on Extreme Macro and have sessions from members on Using Camera Traps and an Introduction to Astro Photography scheduled. We have also started "Virtual Pub" where we open-up a Zoom meeting for an hour and a half one evening per week. Members can drop into the "pub" to ask questions and to chat about what they have been doing photographically.

As it is unclear when we will be able to return to face to face meetings or group shoots, we plan to continue our Lockdown Challenges, interspersed with presentations via Zoom and, of course, our virtual pub! If any local photographers, with an interest in Wildlife and Nature would like to join us during this time, they are very welcome to contact Willi at [wm\\_jamieson@yahoo.co.uk](mailto:wm_jamieson@yahoo.co.uk) or Rita Daubenev [atr\\_daubenevphoto@gmail.com](mailto:atr_daubenevphoto@gmail.com)



Blue Tit Bathing, Geraldine Davidson  
Dandelion Seed Head, Steve Buss  
Dartford Warbler with Lunch, Peter Bowles  
Feeding Bee Fly, Willie Jamieson  
Flea Beetle, Sarah Reilly  
Male Banded Demoiselle, Steve Buss  
Sunbathing Fox, Mark Randall  
That's my fil, David Coombs  
Trecreeper in Flight, Peter Bowles





## MY LOCKDOWN PROJECT BY MICHAEL HILTON



Clematis

Over the winter I'd bought a quantity of chemicals, paper and materials to make cyanotypes during the summer when I would have time and the sun would be around to expose the images.

At the end of March we got the order to stay at home. This was accompanied by an incredible and seemingly endless period of bright, blue sky, sunny days. All ideal conditions for cyanotypes so I set to work coating papers and experimenting.

These are some of my more successful pictures, all using materials from the garden or my neighbour's hedge. Most are on watercolour paper that I coated but the ones with no border are on fabric, which I bought ready to use. I stuck to A4 as the biggest print size as it fits the old picture frames that I used to sandwich the paper and plants together.

I think these scans look nice, but as with other forms of photography, the original prints are even better to look at.

[www.michaelhilton.org.uk](http://www.michaelhilton.org.uk)



Tulip 1



Tulip 4



Tulip 2

The English scientist and astronomer Sir John Herschel discovered the Cyanotype procedure in 1842. The process was developed by Herschel but he considered it as mainly a means of reproducing notes and diagrams, as in blueprints. Anna Atkins created a series of cyanotype limited-edition books that documented ferns and other plant life from her extensive seaweed collection, placing specimens directly onto coated paper and allowing the action of light to create a silhouette effect. By using this photogram process, Anna Atkins is sometimes considered the first female photographer. Cyanotype photography was popular in Victorian England but became less popular as photography improved. Another proponent of the craft was Washington Teasdale from Leeds. Numerous contemporary artists employ the cyanotype process in their art such as Christian Marclay, Marco Breuer, Kate Cordsen and John Dugdale.



# FOUR HOURS ON, FOUR HOURS OFF BY JACKIE GILMAN

During lockdown, as a key worker doing 12 hour shifts, 4 on, 4 off in a transport company, supplying fresh produce to Tesco nationwide, on my days off I have been documenting lockdown life. I put out a call on social media for people to help with my project to capture moments in time to treasure for the future. I was inundated and have many images, so it was really hard to choose just a few.



Rob, the dog.

I have been present at clapping for carers, lockdown birthday celebrations, weekly visits to see grandchildren (behind glass), special family time where the kids were home from University, doorstep deliveries of hot food from a pub to elderly customers as well as talking to a complete stranger who was sunning himself sat on his window sill of an upstairs flat.



Window Portrait



Waiting for Roast Dinner delivery



Missing the Grandchildren





Lockdown in a Flat



Lockdown Birthday



Home from University



Behind Bars



Clapping for Heroes



Doing St George Proud

## FUR AND FEATHERS BY PHILIP BARKER



### FOUNT OF ALL KNOWLEDGE

As a person who has had to shield for medical reasons, it was a real shock to be stuck in the house.

The garden soon became bit repetitive but, luckily, my GP agreed that after 3 weeks my mental health was important as well.

So, with care, I started my regular evening walks around the Frodsham marshes, only quarter of a mile from my home but rarely frequented by me.

I am not a nature photographer but I have become obsessed with following wildlife on the marshes. My favourites are Stone Chat and hares. I had not seen a hare for decades so tried to get photos, luckily my field craft is improving as is my knowledge.



With a camera and binoculars, the occasional walker always thinks you're the font of all knowledge, sadly far from it.





More photos by Philip Barker.

**ELIZABETH JANE LAZENBY** CPAGB EFIAP LRPS BPE3\*ASEA SAAPA QTFE2 UKCPS LMPA



These are two images created in response to Covid-19. "Out of Reach" is a portrait of my daughter social distancing (she was living with her dad as I am in the vulnerable category and made the decision to move my 81 year old mum into my home to shield her for the first 3 months of lockdown). The blur sums up my feelings of the inability to hug her or get close. "Reverence" is a horse in submissive pose, cracked textured background showing the spread of the virus and one egret bringing the "Tesco shopping" to the other. [www.ejlazenbyphotography.co.uk](http://www.ejlazenbyphotography.co.uk)


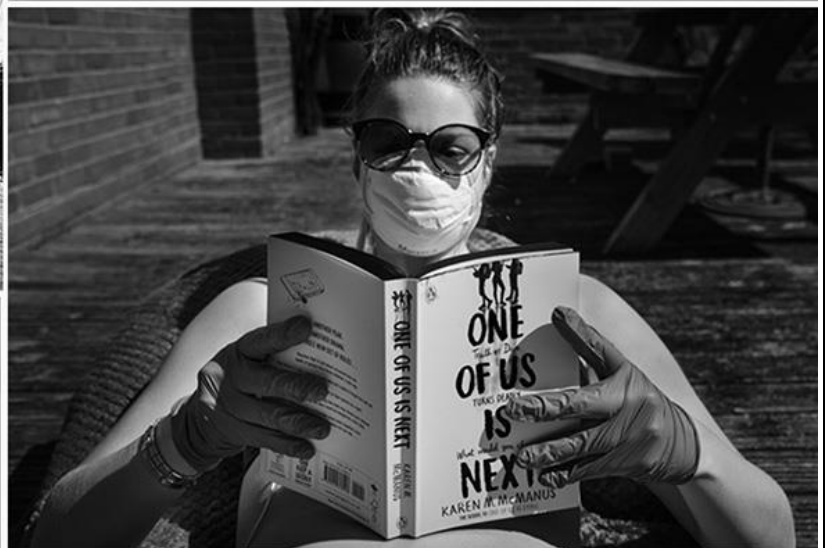


Cyanotypes  
by  
Michael Hilton  
  
See page 20



## MY COVID-19 DIARIES BY WENDY G DAVIES LRPS

My personal lockdown started on Thursday 12<sup>th</sup> March, eleven days before the government officially locked down the country. My two sons arrived home from university at the end of March - to join my husband, my daughter and me - and we officially became a family of five once more. Regarded as a vulnerable person due to immunosuppressive medication for an autoimmune disease, I was advised to shield for a minimum of twelve weeks.



Since I was unable to get out on the streets with my camera, I decided to document my family's lockdown experience from within. All photos were taken in our house or garden from March to May 2020 and they document how we adapted to our new normal. They show my sons setting up a home barbershop and gym; my daughter basking in the unexpected sunny Spring weather; our clapping for The NHS plus me enjoying a glass of wine on the patio and bingeing on Netflix.

*Continued on next page >>>*





My Selfie Scream

Like many families, we had our ups and downs but we settled into our lockdown bubble with relative ease. I am acutely aware of how lucky we have been - we've not experienced the hardship and the heartache endured by many families and, for us, lockdown was a good excuse to spend more time together. Now that restrictions are easing, we are hoping that some of our lockdown rituals will remain a part of our new lives.

You can see more from Wendy's Covid-19 Diaries project plus other at <https://www.wendyg Davies.com>

## A SOCIALLY DISTANCED VE DAY ANNIVERSARY

by Stephen Jones DPAGB LRPS & Helen Jones CPAGB ARPS Dorchester Camera Club

So many plans were left in tatters for the 75 anniversary of VE Day, so many street parties and events cancelled – but Weymouth still celebrated. This was back in the days of strict lockdown so we were limited one hour's walk from our house for essential exercise. This meant that we were restricted in the amount of ground we could cover. Being photographers we worked on the assumption that a photography walk counted as essential exercise.

We concentrated our walk around Weymouth's historic harbourside, just 10 minutes from our home. We were lucky with one of the local cafes, 'The Crow's Nest'. They had had lot of social media publicity because they had a photograph on their wall showing celebrations outside their property on VE Day itself. The owners, Emma and Barry, were more than happy to pose outside for us, holding their photograph, bringing old and new together.

We were delighted to see lots of harbourside homes and businesses decorated – but there were very few people around and we do enjoy photographing people. Nevertheless we took photos of all the decorations. We were on our way home with cards full of building and flag photos when we passed the end of a local residential street, Newbury Road, where residents had decorated their homes and were sitting outside. They were delighted to be photographed from a distance although they were disappointed we weren't from the local paper!

**"... they were disappointed we weren't from the local paper!"**



Continued on next page >>>



We have ended up with 25 large mounted prints documenting VE Day in lockdown and will be showing them as an exhibition at the Nothe Fort in Weymouth on the anniversary of VJ Day, 15<sup>th</sup> August 2020.

<https://nothefort.org.uk/>



## DORCHESTER EMERGING FROM LOCKDOWN

by Stephen Jones DPAGB LRPS & Helen Jones CPAGB ARPS Dorchester Camera Club

We spent the first few weeks of lockdown in our hometown of Weymouth, Dorset. Once travel restrictions were eased we ventured 8 miles further afield to Dorchester for shopping and to have a change of scene. We took our cameras with us on every visit and before collecting our shopping we had a wander around looking for lock-down photos and trying to capture the strange emptiness of what is usually a thriving small town.

A lot of our photographs have been of signs and shop window displays reflecting the closure. These are now being replaced with re-opening and precautionary signs and we are documenting these as well. We have also tried to photograph, sometimes the lack of people, the queues, and the precautions put in place. We have been quite conspicuous – we have seen no-one else out with cameras – but people have been very positive and supportive. They recognise the importance of documenting this very peculiar time in our lives and we have taken care to observe social distancing.

These photographs were all taken in Dorchester or Poundbury on a Friday over a period of 4 weeks and are a tiny snapshot of life emerging from lockdown. We will continue with the project as life gets back to some semblance of normality.



Continued on next page >>>





Goodbye from Me  
and Goodbye from Him >>  
Anne Greiner

